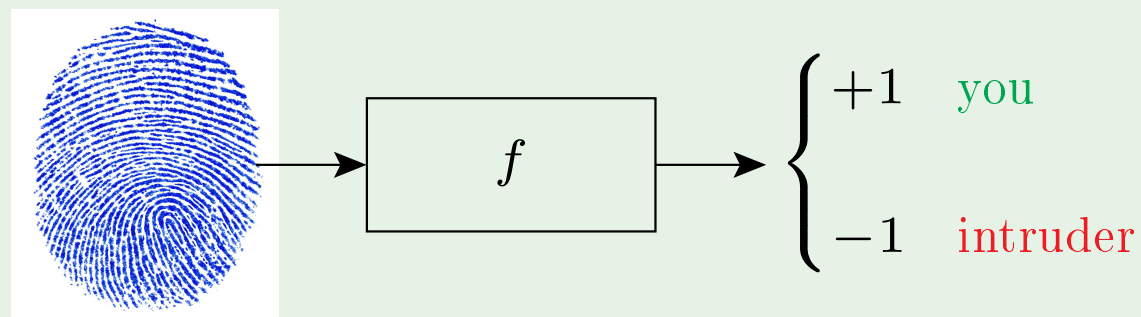


Review of Lecture 4

- Error measures

- User-specified $e(h(\mathbf{x}), f(\mathbf{x}))$



- In-sample:

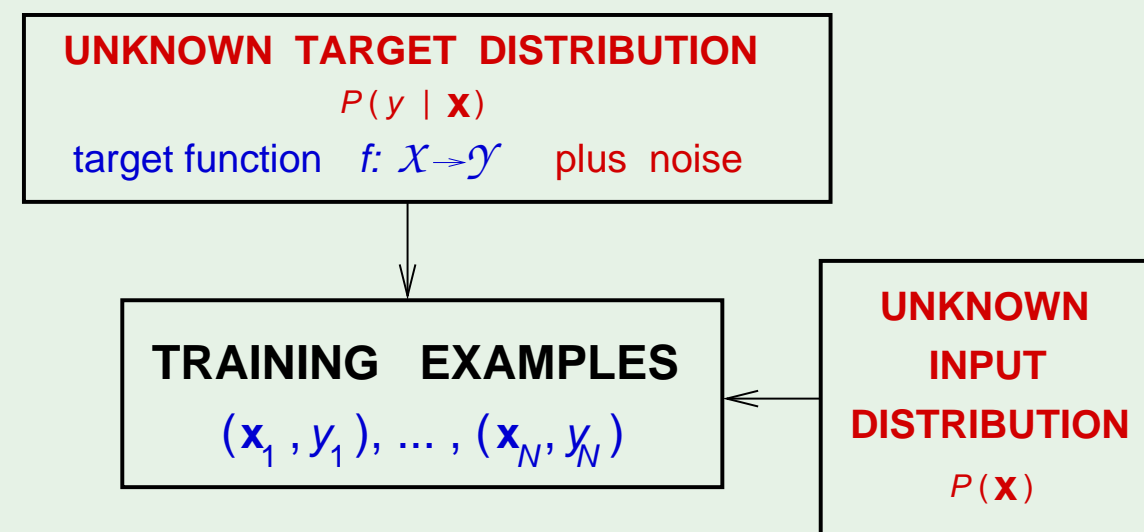
$$E_{\text{in}}(h) = \frac{1}{N} \sum_{n=1}^N e(h(\mathbf{x}_n), f(\mathbf{x}_n))$$

- Out-of-sample

$$E_{\text{out}}(h) = \mathbb{E}_{\mathbf{x}} [e(h(\mathbf{x}), f(\mathbf{x}))]$$

- Noisy targets

$$y = f(\mathbf{x}) \longrightarrow y \sim P(y | \mathbf{x})$$



- $(\mathbf{x}_1, y_1), \dots, (\mathbf{x}_N, y_N)$ generated by

$$P(\mathbf{x}, y) = P(\mathbf{x})P(y|\mathbf{x})$$

- $E_{\text{out}}(h)$ is now $\mathbb{E}_{\mathbf{x}, y} [e(h(\mathbf{x}), y)]$

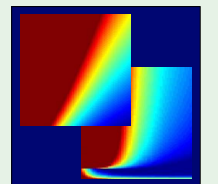
Learning From Data

Yaser S. Abu-Mostafa
California Institute of Technology

Lecture 5: Training versus Testing



Sponsored by Caltech's Provost Office, E&AS Division, and IST • Tuesday, April 17, 2012



Outline

- From training to testing
- Illustrative examples
- Key notion: break point
- Puzzle

The final exam

Testing:

$$\mathbb{P} \left[|E_{\text{in}} - E_{\text{out}}| > \epsilon \right] \leq 2 e^{-2\epsilon^2 N}$$

Training:

$$\mathbb{P} \left[|E_{\text{in}} - E_{\text{out}}| > \epsilon \right] \leq 2M e^{-2\epsilon^2 N}$$

Where did the M come from?

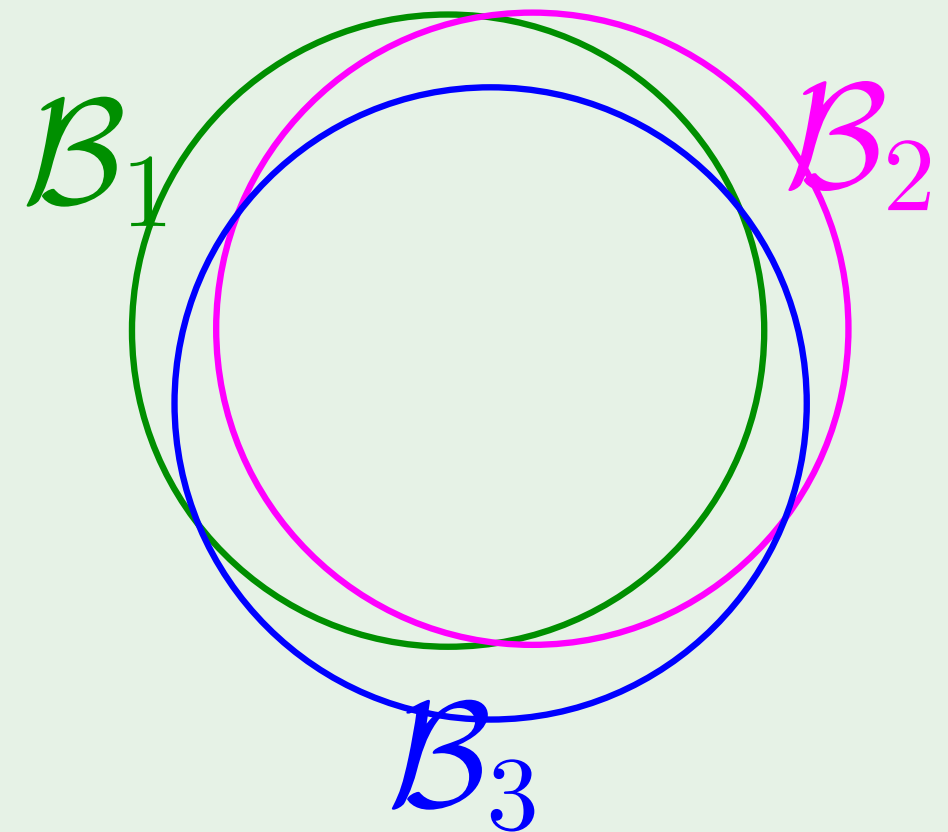
The *Bad* events \mathcal{B}_m are

$$“|E_{\text{in}}(h_m) - E_{\text{out}}(h_m)| > \epsilon”$$

The union bound:

$$\mathbb{P}[\mathcal{B}_1 \text{ or } \mathcal{B}_2 \text{ or } \dots \text{ or } \mathcal{B}_M]$$

$$\leq \underbrace{\mathbb{P}[\mathcal{B}_1] + \mathbb{P}[\mathcal{B}_2] + \dots + \mathbb{P}[\mathcal{B}_M]}_{\text{no overlaps: } M \text{ terms}}$$



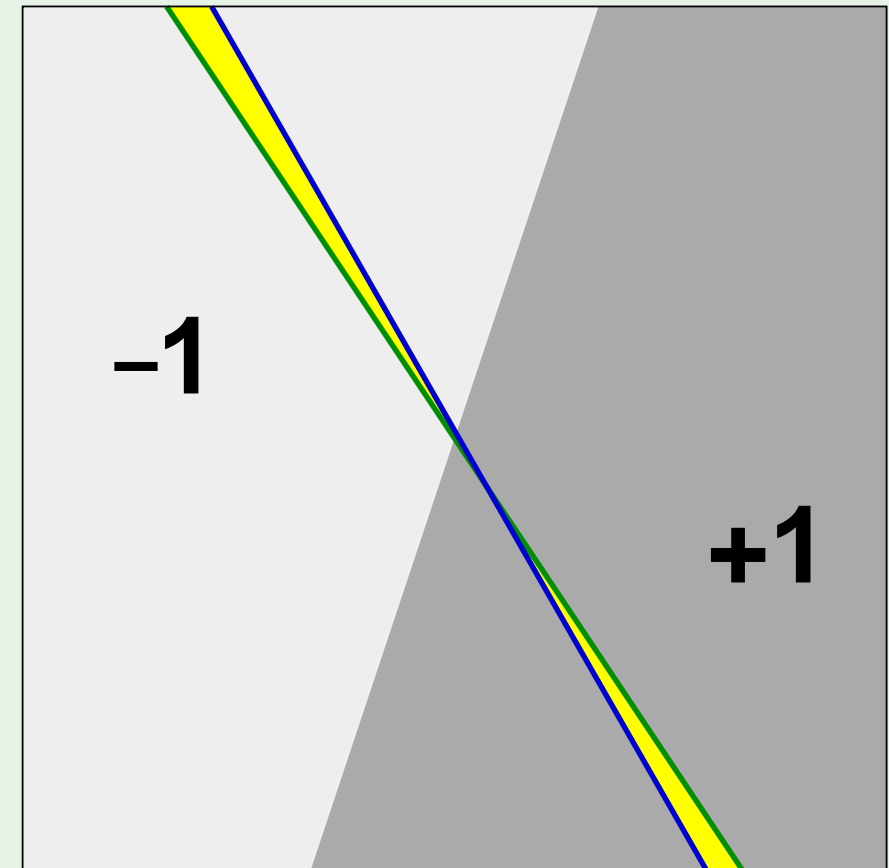
Can we improve on M ?

Yes, bad events are *very* overlapping!

ΔE_{out} : change in $+1$ and -1 areas


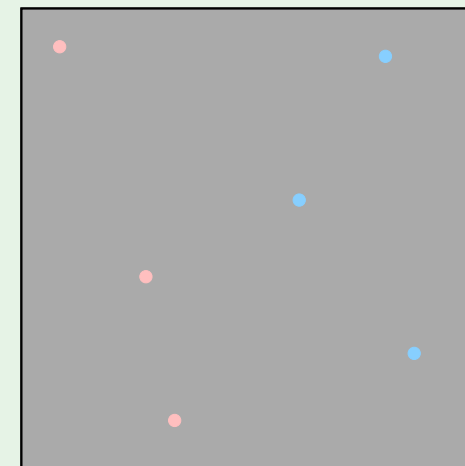

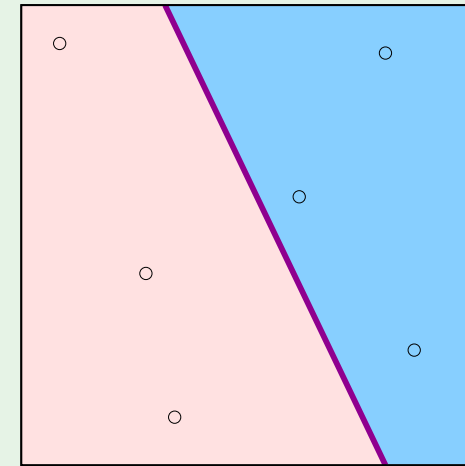
ΔE_{in} : change in labels of data points

$$|E_{\text{in}}(h_1) - E_{\text{out}}(h_1)| \approx |E_{\text{in}}(h_2) - E_{\text{out}}(h_2)|$$



What can we replace M with?

Instead of the whole input space,
we consider a finite set of input points,
and count the number of *dichotomies*



Dichotomies: mini-hypotheses

A hypothesis $h : \mathcal{X} \rightarrow \{-1, +1\}$

A dichotomy $h : \{\mathbf{x}_1, \mathbf{x}_2, \dots, \mathbf{x}_N\} \rightarrow \{-1, +1\}$

Number of hypotheses $|\mathcal{H}|$ can be infinite

Number of dichotomies $|\mathcal{H}(\mathbf{x}_1, \mathbf{x}_2, \dots, \mathbf{x}_N)|$ is at most 2^N

Candidate for replacing M

The growth function

The growth function counts the most dichotomies on any N points


$$m_{\mathcal{H}}(N) = \max_{\mathbf{x}_1, \dots, \mathbf{x}_N \in \mathcal{X}} |\mathcal{H}(\mathbf{x}_1, \dots, \mathbf{x}_N)|$$

The growth function satisfies:

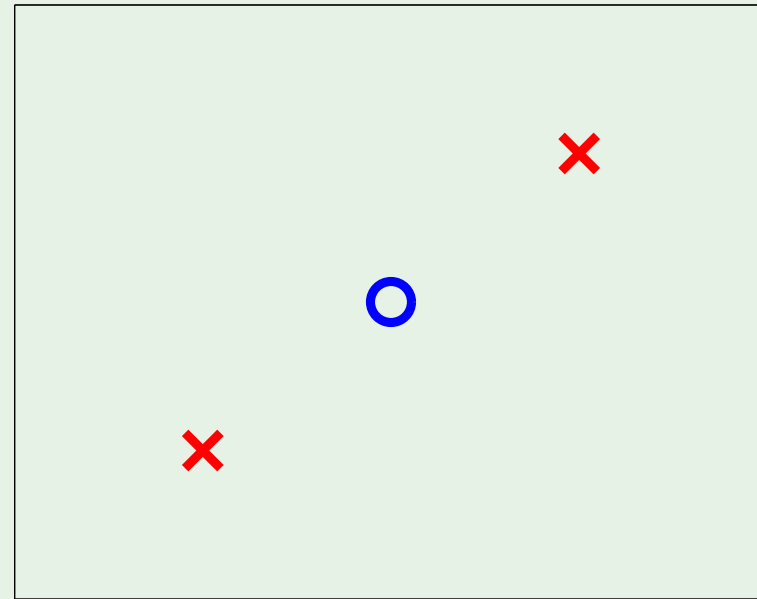
$$m_{\mathcal{H}}(N) \leq 2^N$$

Let's apply the definition.

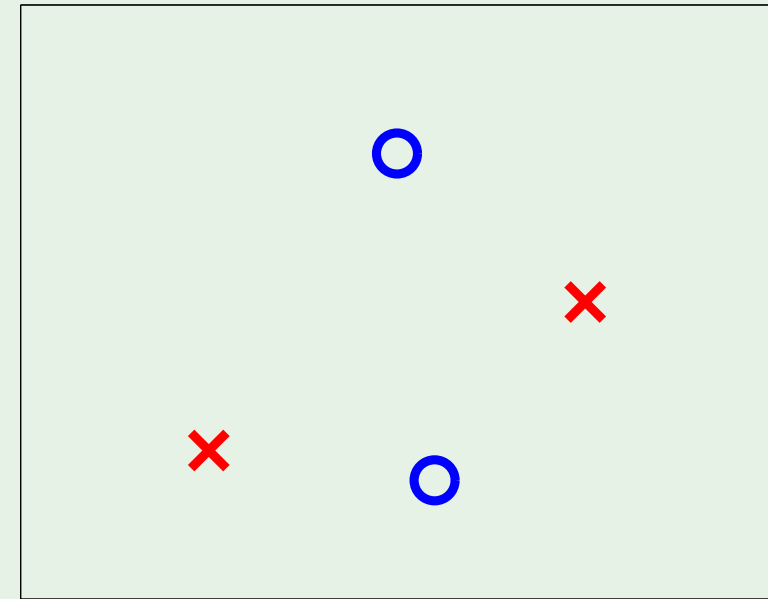
Applying $m_{\mathcal{H}}(N)$ definition - perceptrons



$N = 3$



$N = 3$



$N = 4$

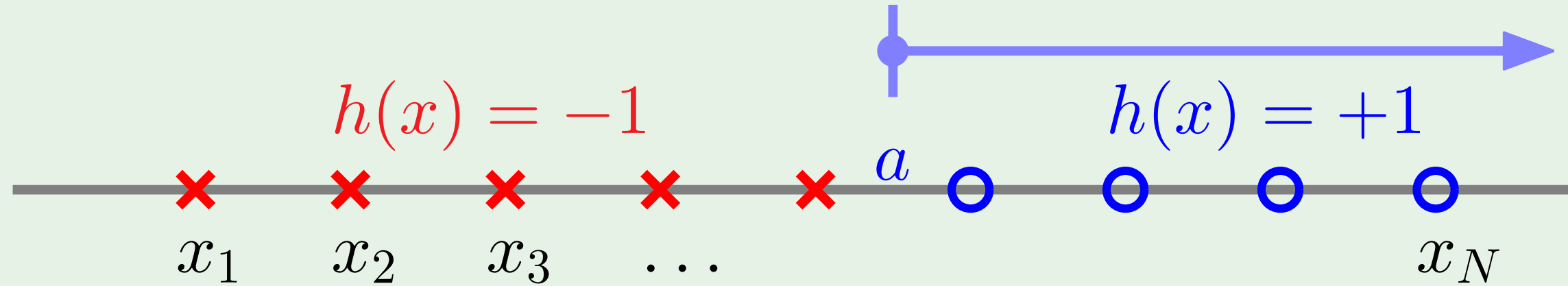
$$m_{\mathcal{H}}(3) = 8$$

$$m_{\mathcal{H}}(4) = 14$$

Outline

- From training to testing
- Illustrative examples
- Key notion: break point
- Puzzle

Example 1: positive rays

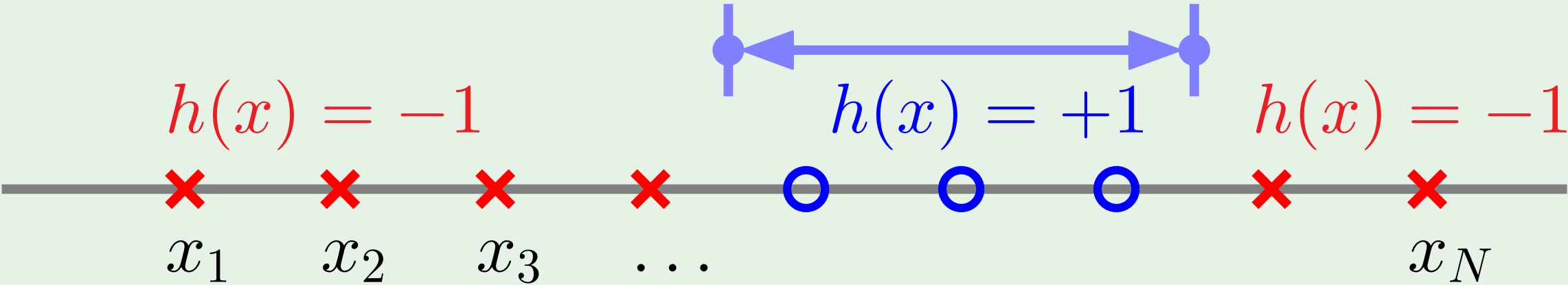


\mathcal{H} is set of $h: \mathbb{R} \rightarrow \{-1, +1\}$

$$h(x) = \text{sign}(x - a)$$

$$m_{\mathcal{H}}(N) = N + 1$$

Example 2: positive intervals



\mathcal{H} is set of $h: \mathbb{R} \rightarrow \{-1, +1\}$

Place interval ends in two of $N + 1$ spots

$$m_{\mathcal{H}}(N) = \binom{N+1}{2} + 1 = \frac{1}{2}N^2 + \frac{1}{2}N + 1$$

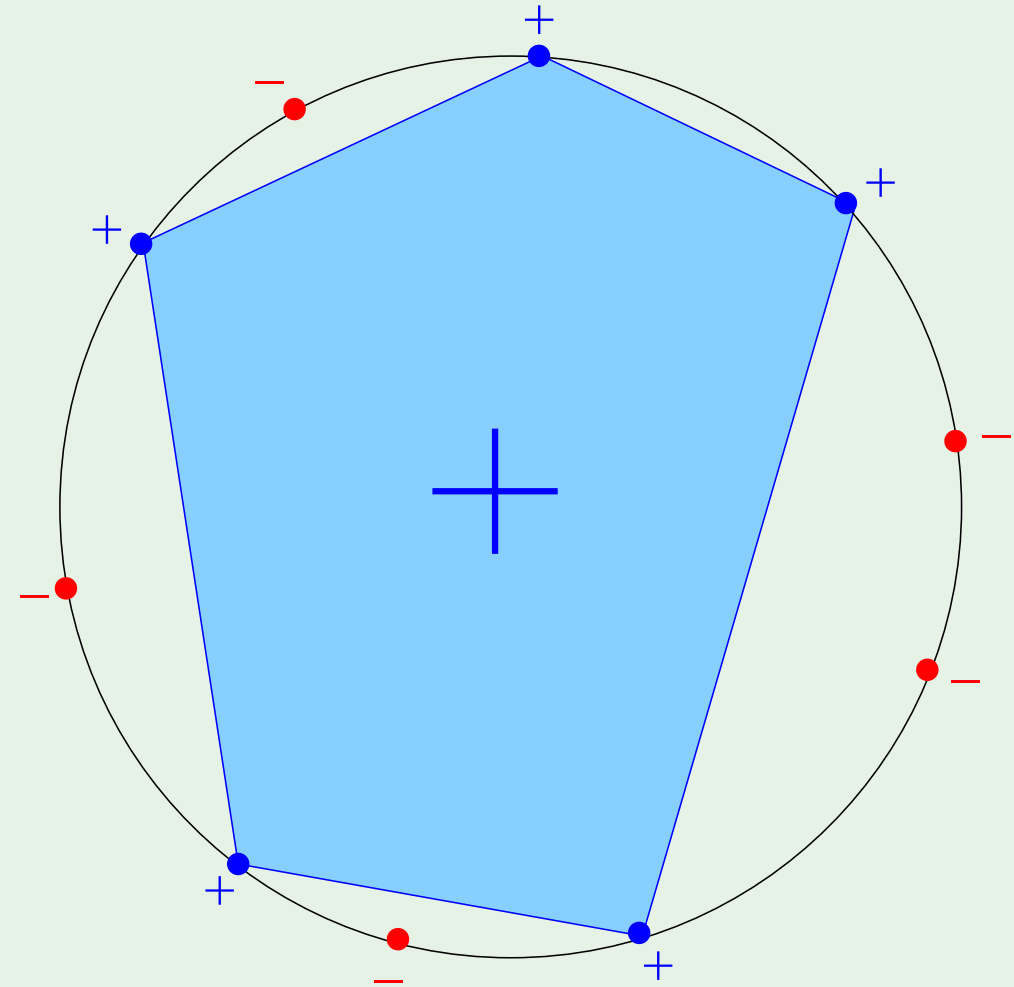
Example 3: convex sets

\mathcal{H} is set of $h: \mathbb{R}^2 \rightarrow \{-1, +1\}$

$h(\mathbf{x}) = +1$ is convex

$$m_{\mathcal{H}}(N) = 2^N$$

The N points are 'shattered' by convex sets



The 3 growth functions

- \mathcal{H} is positive rays:

$$m_{\mathcal{H}}(N) = N + 1$$

- \mathcal{H} is positive intervals:

$$m_{\mathcal{H}}(N) = \frac{1}{2}N^2 + \frac{1}{2}N + 1$$

- \mathcal{H} is convex sets:

$$m_{\mathcal{H}}(N) = 2^N$$

Back to the big picture

Remember this inequality?

$$\mathbb{P} [|E_{\text{in}} - E_{\text{out}}| > \epsilon] \leq 2M e^{-2\epsilon^2 N}$$

What happens if $m_{\mathcal{H}}(N)$ replaces M ?

$m_{\mathcal{H}}(N)$ polynomial \implies Good!

Just prove that $m_{\mathcal{H}}(N)$ is polynomial?

Outline

- From training to testing
- Illustrative examples
- Key notion: **break point**
- Puzzle

Break point of \mathcal{H}

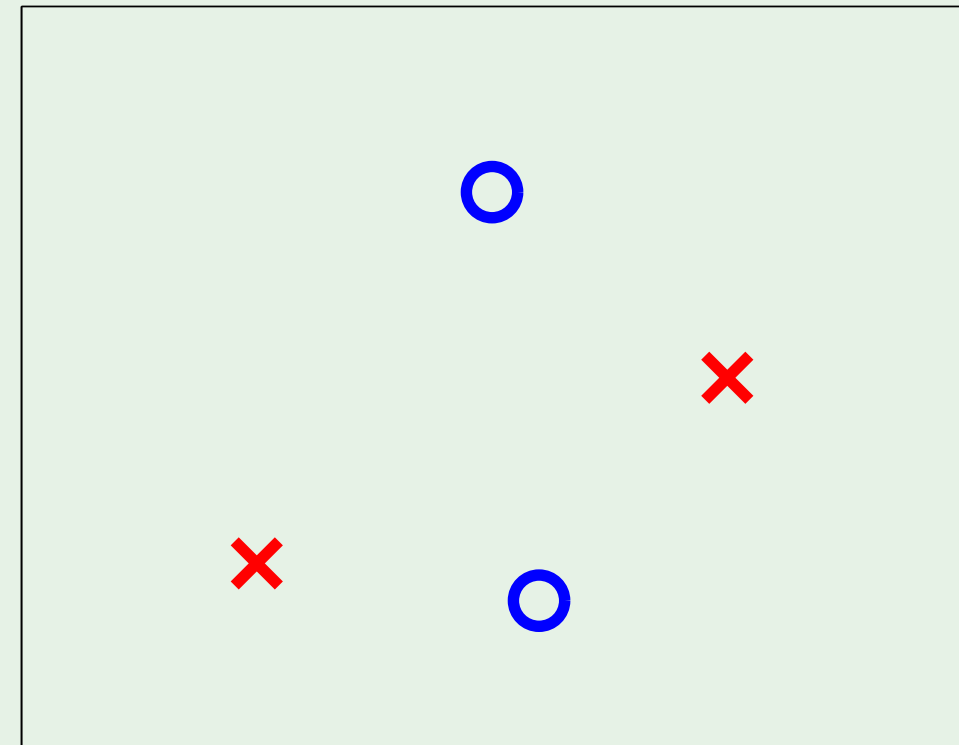
Definition:

If no data set of size k can be shattered by \mathcal{H} , then k is a break point for \mathcal{H}

$$m_{\mathcal{H}}(k) < 2^k$$

For 2D perceptrons, $k = 4$


A bigger data set cannot be shattered either



Break point - the 3 examples

- Positive rays $m_{\mathcal{H}}(N) = N + 1$

break point $k = 2$



- Positive intervals $m_{\mathcal{H}}(N) = \frac{1}{2}N^2 + \frac{1}{2}N + 1$

break point $k = 3$



- Convex sets $m_{\mathcal{H}}(N) = 2^N$

break point $k = \infty$

Main result

No break point $\implies m_{\mathcal{H}}(N) = 2^N$

Any break point $\implies m_{\mathcal{H}}(N)$ is **polynomial** in N

Puzzle

X_1	X_2	X_3
<input type="radio"/>	<input type="radio"/>	<input type="radio"/>
<input type="radio"/>	<input type="radio"/>	<input checked="" type="radio"/>
<input type="radio"/>	<input checked="" type="radio"/>	<input type="radio"/>
<input checked="" type="radio"/>	<input type="radio"/>	<input type="radio"/>